

Rendelési példa

BTL-BIC 1000-9,0 L1

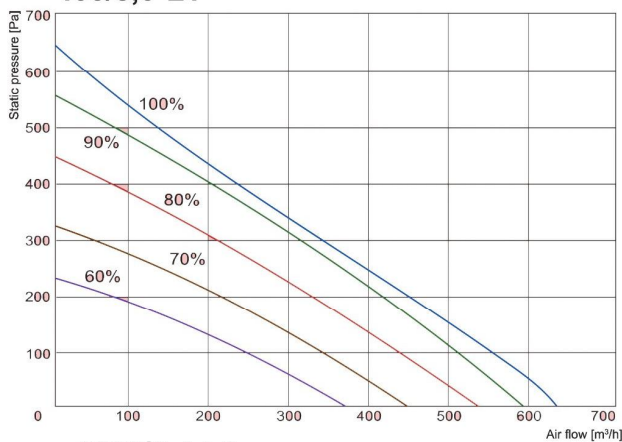
- **BTL-BIC** = Kompakt befűvő légkezelő típusa
- **1000** = Nominális légszállítás, m³/h-ban
- **9,0** = Fűtőteljesítmény, 9 kW (elektromos betáplálást lásd: **Elektromos fűtőelem műszaki adatlapja** táblázat)
- **L1** = Ventilátor elektromos betáplálás, 230V - 1 fázis

Nyomásvesztés diagram

400/1,2-L1

400/2,0-L1

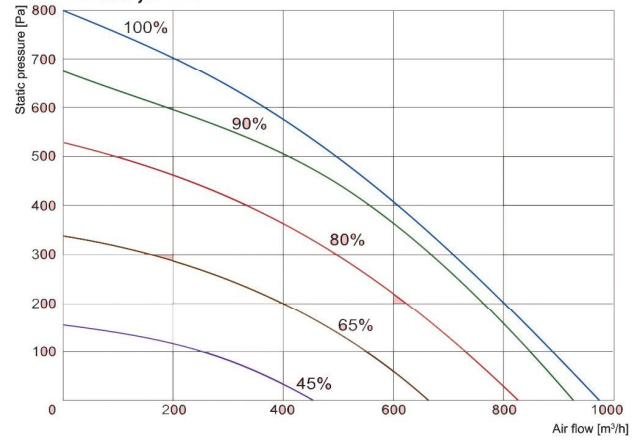
400/5,0-L1



700/2,4-L1

700/5,0-L1

700/9,0-L1

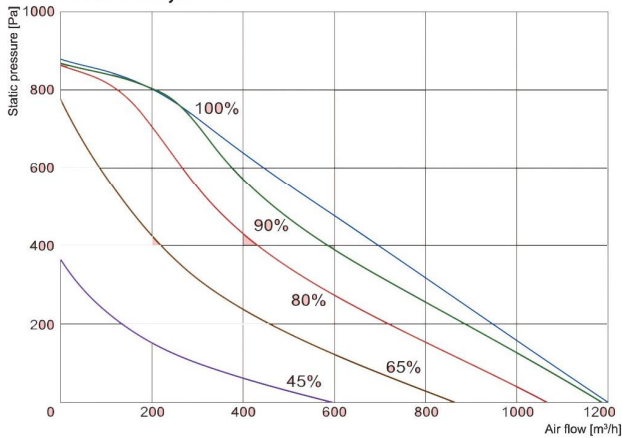


1000/2,4-L1

1000/5,0-L1

1000/9,0-L1

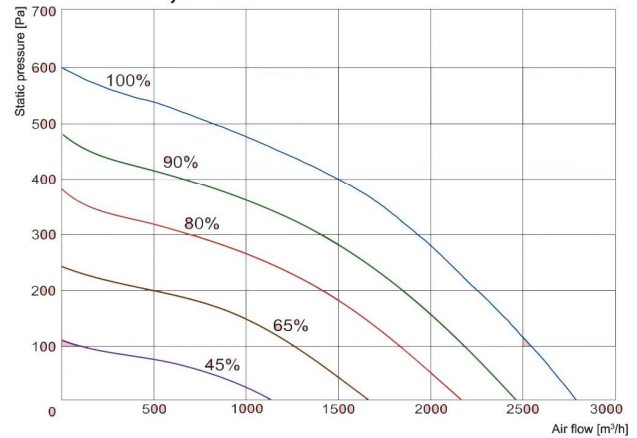
1000/12,0-L1



2000/6,0-L1

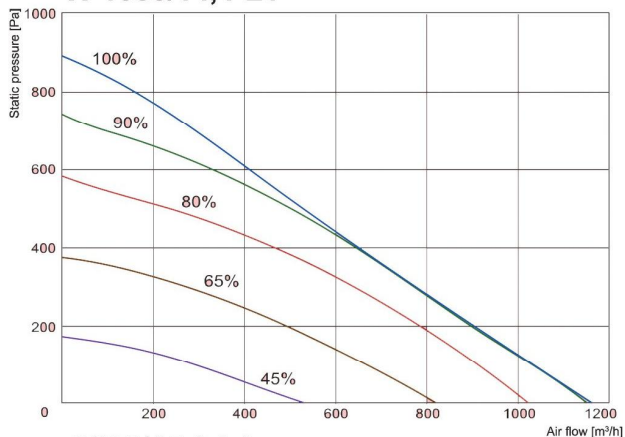
2000/15,0-L1

2000/21,0-L1



Nyomásvesztés diagram

W 1000/14,4-L1

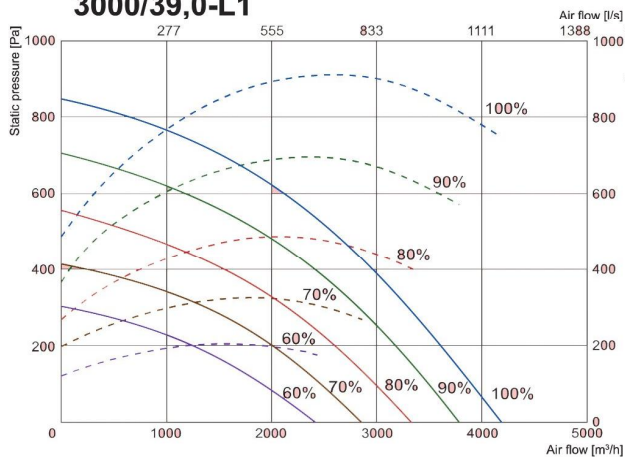


3000/15,0-L1

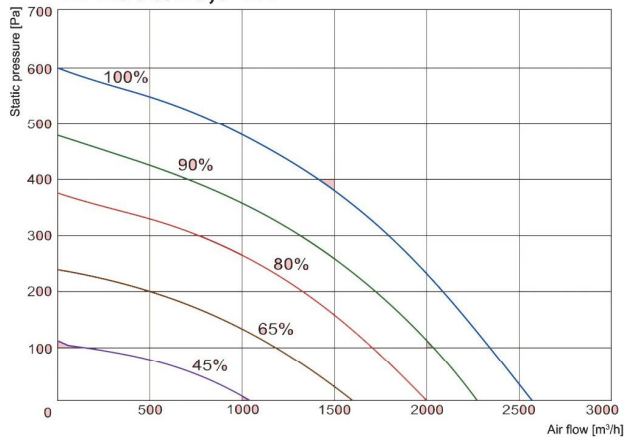
3000/21,0-L1

3000/30,0-L1

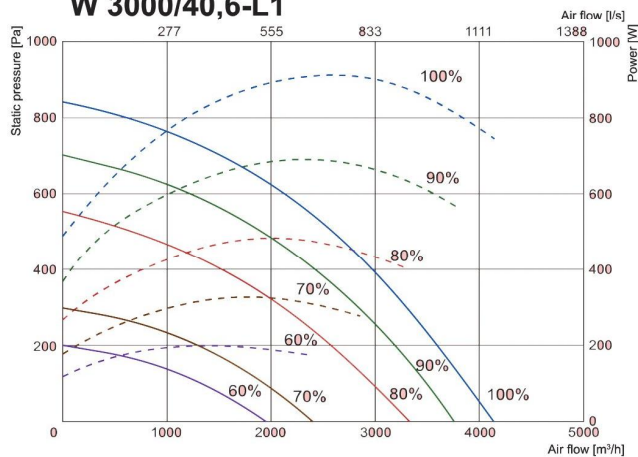
3000/39,0-L1



W 2000/26,9-L1



W 3000/40,6-L1



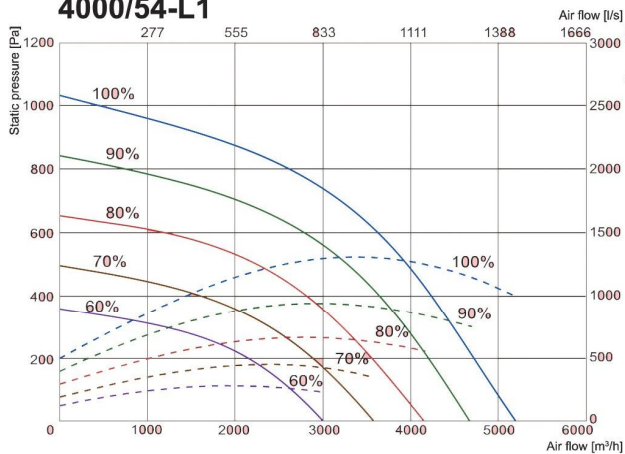
Nyomásvesztés diagram

4000/21-L1

4000/27-L1

4000/39-L1

4000/54-L1



W 4000/54-L1

